



Lexington-Bluegrass Association of REALTORS®
2250 Regency Road
Lexington, KY 40503

Lexington-Bluegrass Association of REALTORS® announces \$9.8 million in year-to-date real estate sales for Montgomery County

For release: July 20, 2009

Residential real estate sales by members of the Lexington-Bluegrass Association of REALTORS® (LBAR) positively impacted the Montgomery County economy in 2009 as of June 30 with 96 reported sales totaling \$9,817,332. Sales continue to be a driving force in the Montgomery County economy when considering the multiplier effect on the area of buyers and sellers who purchase appliances, carpet, flooring, landscaping, etc in response to their transaction needs.

In Montgomery County for year-to-date as of June 30 the average days on market fell 14%. Sales also remained stable for the same time period, falling only 5% and falling 4% in June 2009 vs. June 2008.

As the region's leading advocate for homeownership, Lexington-Bluegrass Association of REALTORS® understands the value and joy of owning a home. LBAR represents more than 2,300 REALTORS® located in Anderson, Bourbon, Boyle, Clark, Fayette, Franklin, Garrard, Harrison, Jessamine, Madison, Mercer, Montgomery, Scott and Woodford Counties. Visit www.lbar.com or call 859-276-3503 for buying and selling resources and real estate listings. For additional information please contact Elaine Hangis, LBAR executive vice president (859-276-3503 or via e-mail, Elaine@lbar.com).

###



Montgomery County Real Estate Market Activity Report

as of June 31, 2009

Contents

Sales Closed.....	2
Median Sales Price.....	3
Average Days on Market.....	4

Next release: October 2009

Contact: Elaine Hangis, LBAR executive vice president

Phone: 859-276-3503

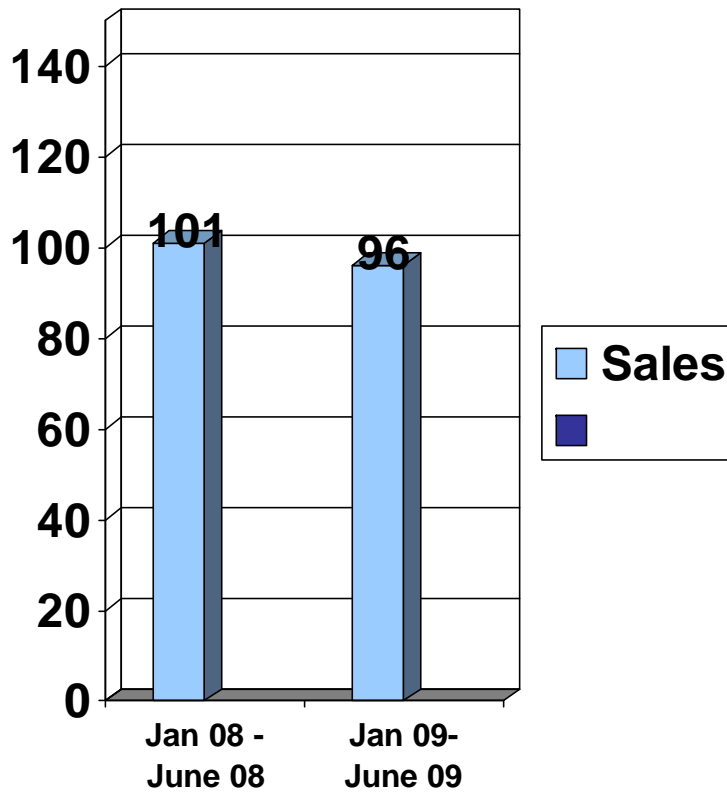
Email: elaine@lbar.com

Montgomery Co. Sales Closed

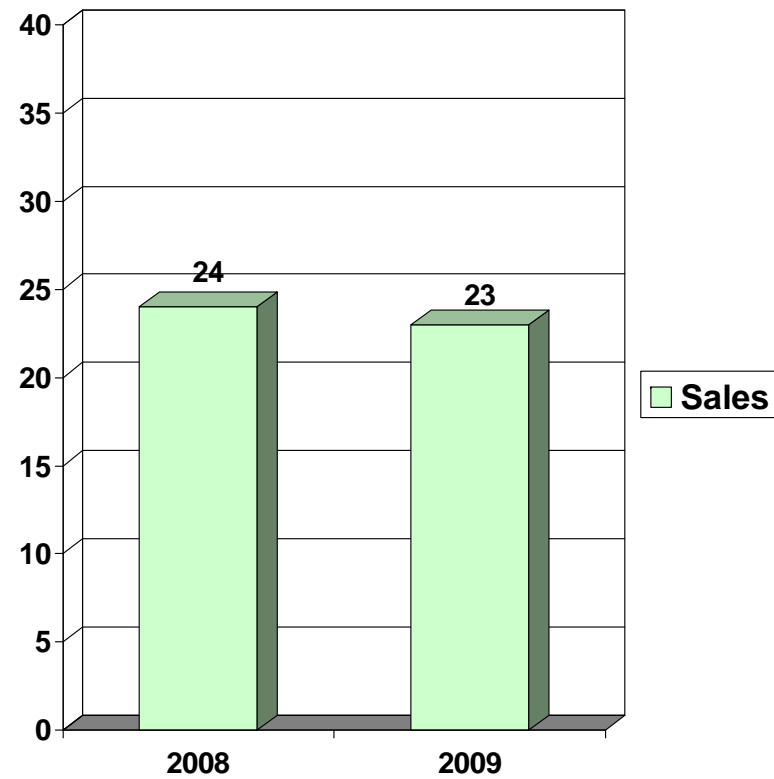
as of June 31, 2009



2008 vs. 2009



June 2008 vs. June 2009



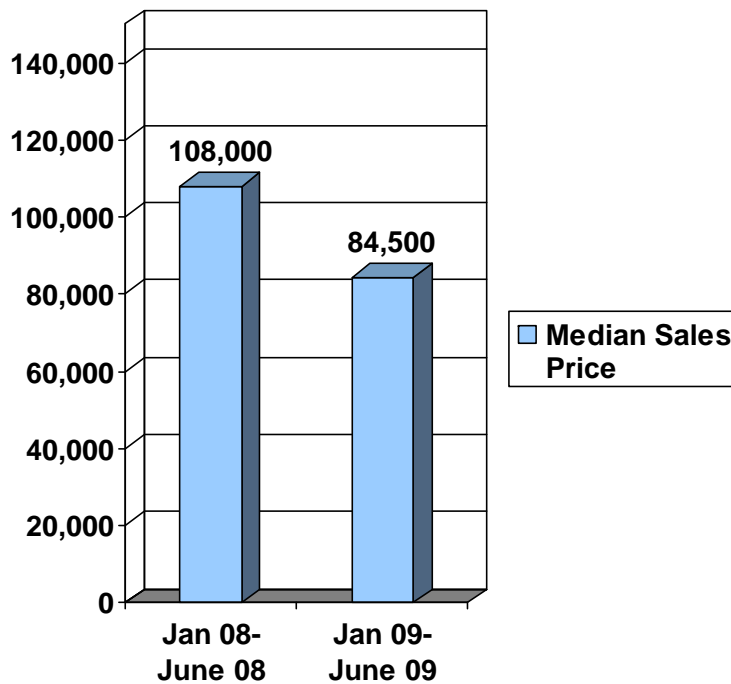
Published by the Lexington-Bluegrass Association of REALTORS®. This data is based exclusively upon LBAR MLS activity in Montgomery County.

Montgomery Co. Median Sales Price

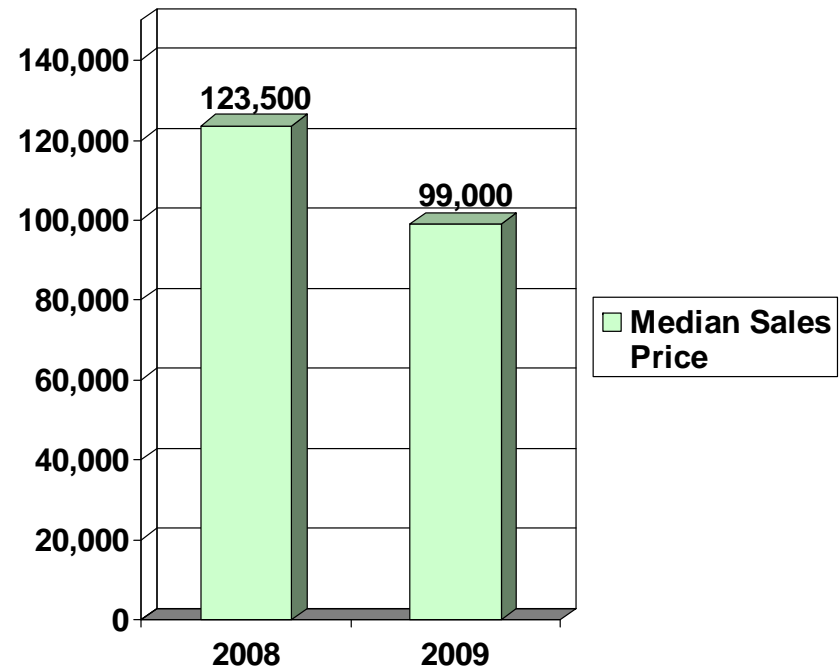


as of June 31, 2009

2008 vs. 2009



June 2008 vs. June 2009



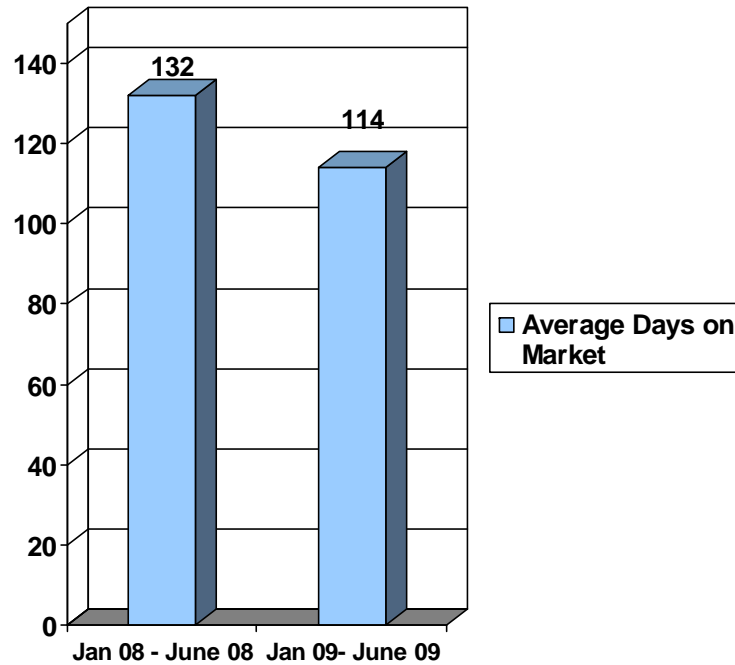
Published by the Lexington-Bluegrass Association of REALTORS®. This data is based exclusively upon LBAR MLS activity in Montgomery County.

Montgomery Co. Average Days on Market

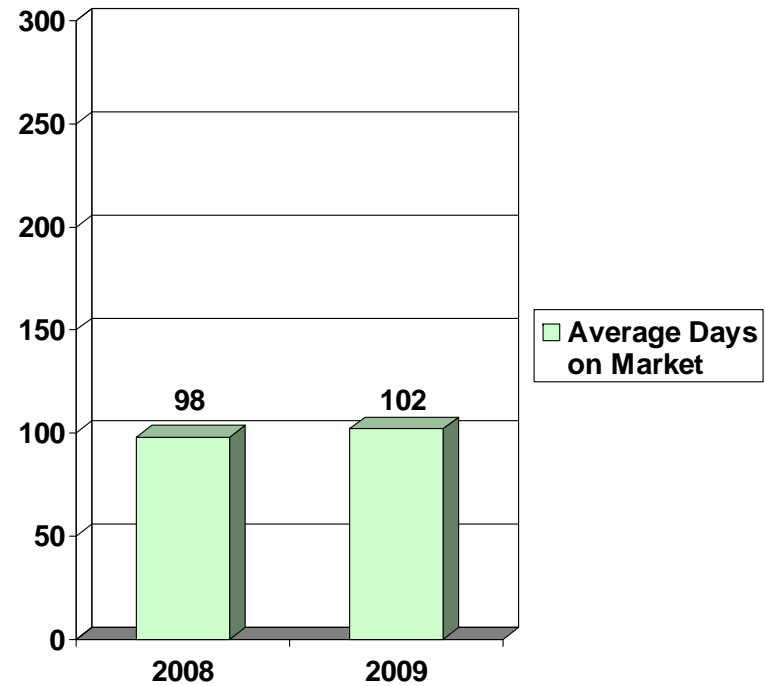


as of June 31, 2009

2008 vs. 2009



June 2008 vs. June 2009



Published by the Lexington-Bluegrass Association of REALTORS®. This data is based exclusively upon LBAR MLS activity in Montgomery County.