



Lexington-Bluegrass Association of REALTORS®
2250 Regency Road
Lexington, KY 40503

Lexington-Bluegrass Association of REALTORS® announces \$25.1 million in 2009 real estate sales for Montgomery County

For release: January 28, 2010

Residential real estate sales by members of the Lexington-Bluegrass Association of REALTORS® (LBAR) positively impacted the Montgomery County economy in 2009 with 242 reported sales totaling \$25,133,189. Sales continue to be a driving force in the Montgomery County economy when considering the multiplier effect on the area of buyers and sellers who purchase appliances, carpet, flooring, landscaping, etc in response to their transaction needs.

Residential sales in Montgomery County increased a staggering 93% in December 2009 vs. December 2008 and climbed 7% for the year 2009 vs. 2008. The average days on market fell 15% for the same time period. Montgomery County also saw a drastic 47% decrease in months of inventory, falling from 16.5 to 8.7. This is a positive indicator; a balanced market contains 5-6 months of inventory.

As the region's leading advocate for homeownership, Lexington-Bluegrass Association of REALTORS® (LBAR) understands the value and joy of owning a home. LBAR represents more than 2,000 REALTORS® located in Anderson, Bourbon, Boyle, Clark, Fayette, Franklin, Garrard, Harrison, Jessamine, Madison, Mercer, Montgomery, Nicholas, Powell, Scott and Woodford Counties. Visit www.lbar.com or call 859-276-3503 for buying and selling resources and real estate listings.

###



Montgomery County Real Estate Market Activity Report

as of December 31, 2009

Contents

Sales Closed.....	2
Median Sales Price.....	3
Average Days on Market.....	4

Next release: January 2010

Contact: Elaine Hangis, LBAR executive vice president

Phone: 859-276-3503

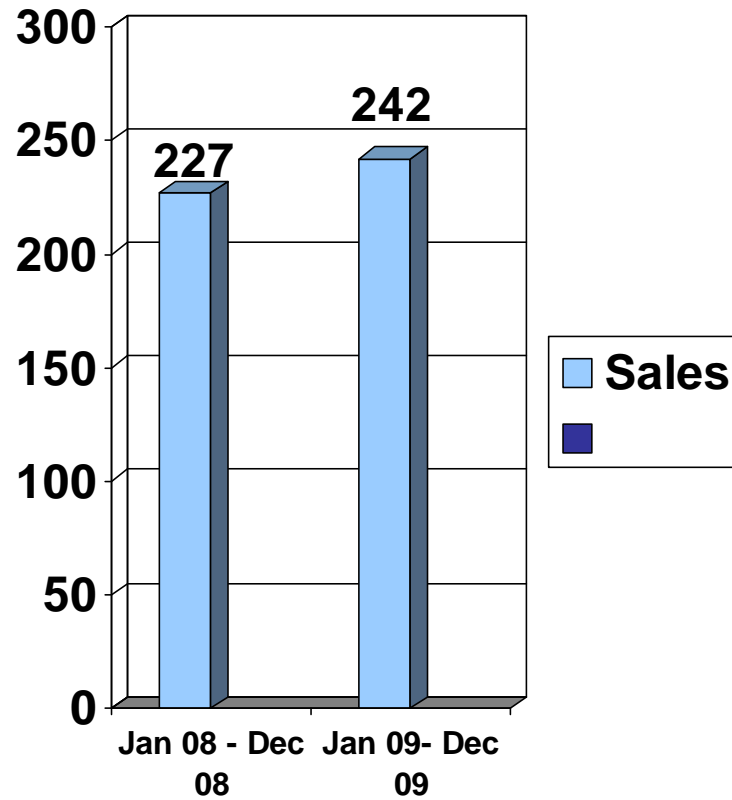
Email: elaine@lbar.com

Montgomery Co. Sales Closed

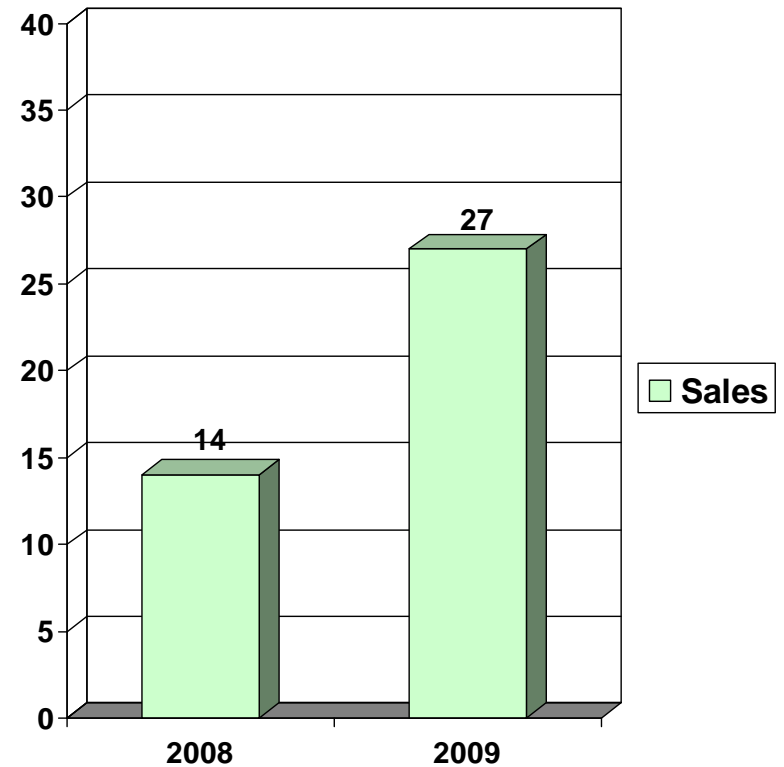
as of December 31, 2009



2008 vs. 2009



Dec. 2008 vs. Dec.2009

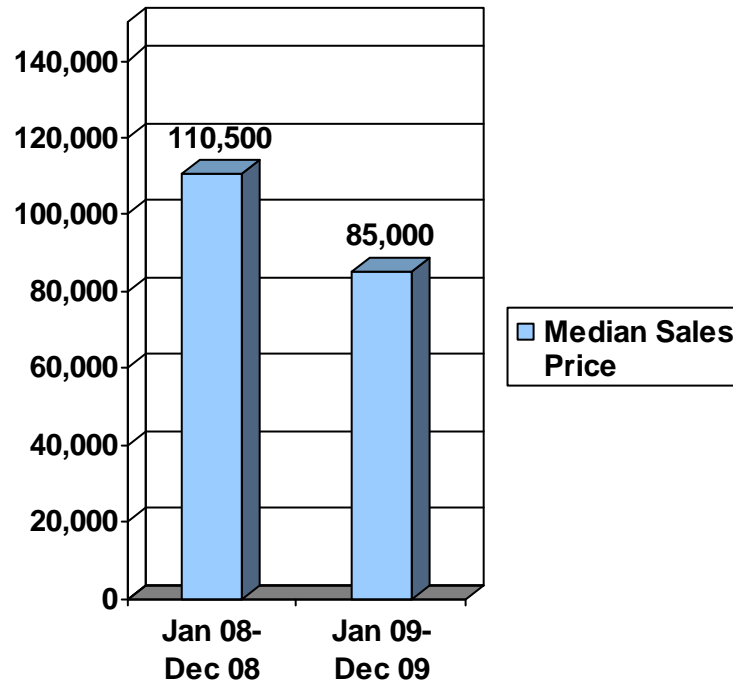


Montgomery Co. Median Sales Price

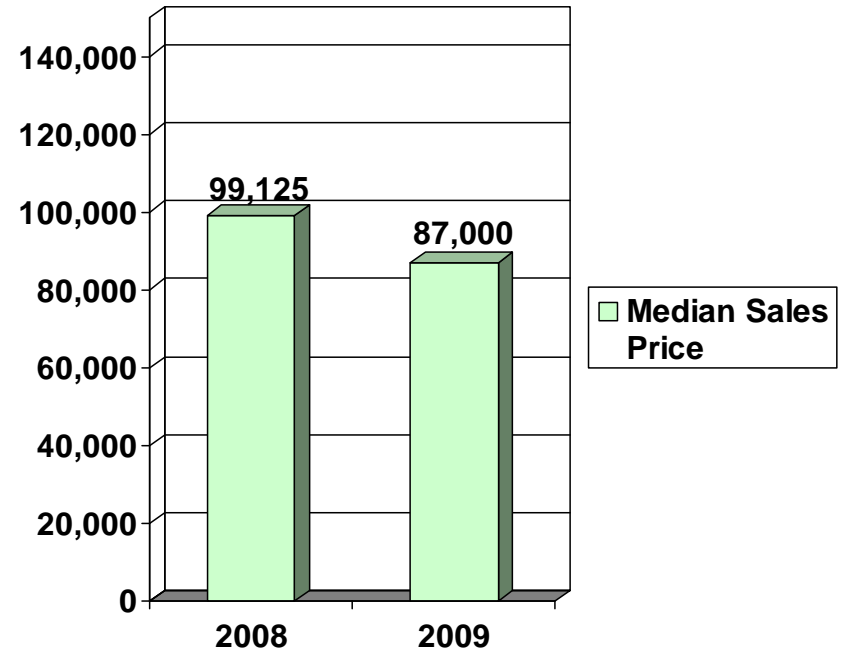


as of December 31, 2009

2008 vs. 2009



Dec. 2008 vs. Dec.2009

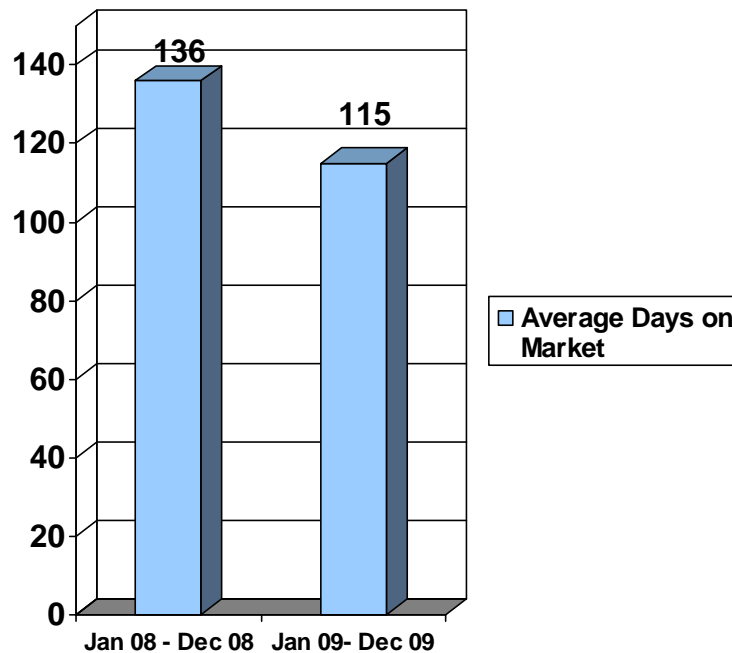


Montgomery Co. Average Days on Market

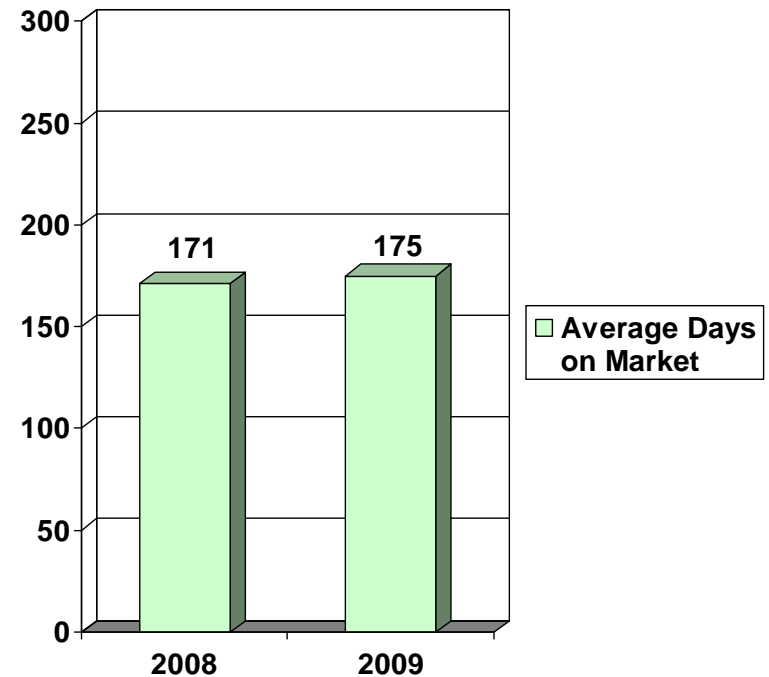


as of December 31, 2009

2008 vs. 2009



Dec. 2008 vs. Dec.2009



Published by the Lexington-Bluegrass Association of REALTORS®. This data is based exclusively upon LBAR MLS activity in Montgomery County.