



Lexington-Bluegrass Association of REALTORS®
2250 Regency Road
Lexington, KY 40503

Lexington-Bluegrass Association of REALTORS® announces \$59.2 million in 2009 real estate sales for Franklin County

For release: January 28, 2010

Residential real estate sales by members of the Lexington-Bluegrass Association of REALTORS® (LBAR) positively impacted the Franklin County economy in 2009 with 457 reported sales totaling \$59,240,975. Sales continue to be a driving force in the Franklin County economy when considering the multiplier effect on the area of buyers and sellers who purchase appliances, carpet, flooring, landscaping, etc in response to their transaction needs.

Sales increased 29% during December 2009 vs. December 2008 in Franklin County and rose 2% in 2009 vs. 2008 from 450 sales closed to 457. The median sales price remained stable in 2009, falling just 2% from \$121,282 to \$119,000. Franklin County also saw a 20% decline in months of inventory from 11.5 to 9.2. This is a positive indicator, a balanced market contains 5-6 months of inventory.

As the region's leading advocate for homeownership, Lexington-Bluegrass Association of REALTORS® (LBAR) understands the value and joy of owning a home. LBAR represents more than 2,000 REALTORS® located in Anderson, Bourbon, Boyle, Clark, Fayette, Franklin, Garrard, Harrison, Jessamine, Madison, Mercer, Montgomery, Nicholas, Powell, Scott and Woodford Counties. Visit www.lbar.com or call 859-276-3503 for buying and selling resources and real estate listings.

###



Franklin County Real Estate Market Activity Report

as of Dec. 31, 2009

Contents

Sales Closed.....	2
Median Sales Price.....	3
Average Days on Market.....	4

Next release: January 2010

Contact: Elaine Hangis, LBAR executive vice president

Phone: 859-276-3503

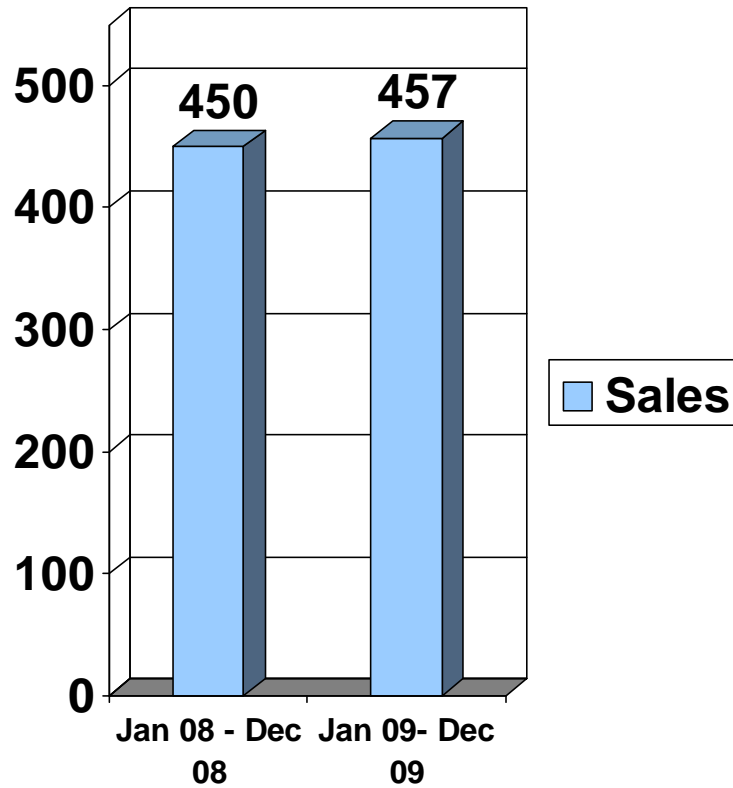
Email: elaine@lbar.com

Franklin Co. Sales Closed

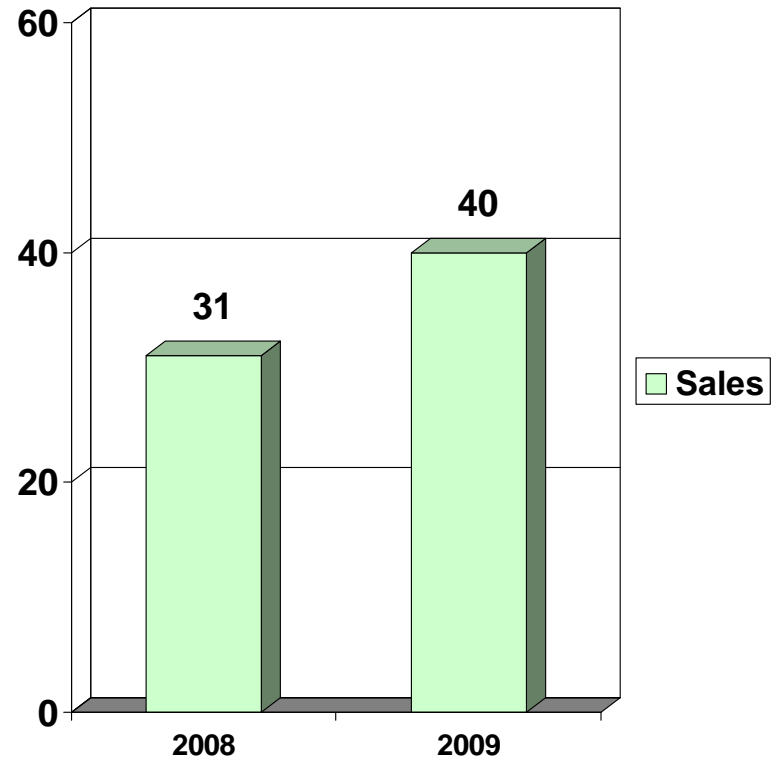


as of Dec. 31, 2009

2008 vs. 2009



Dec. 2008 vs. Dec.2009

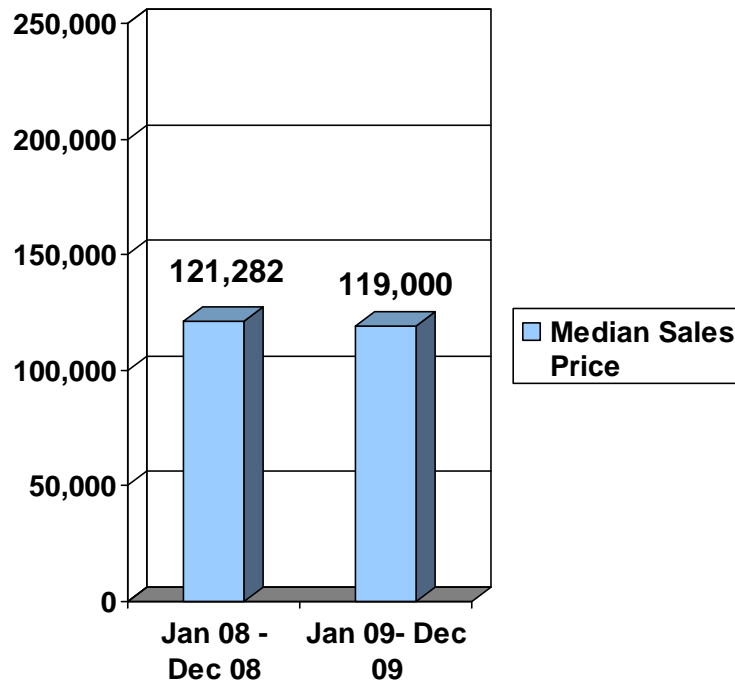


Franklin Co. Median Sales Price

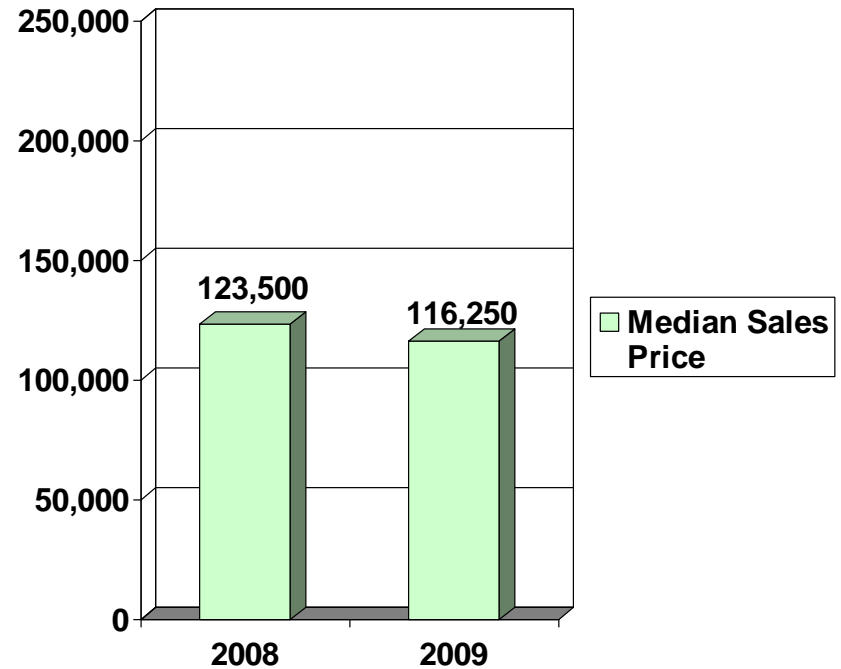


as of Dec. 31, 2009

2008 vs. 2009



Dec. 2008 vs. Dec. 2009

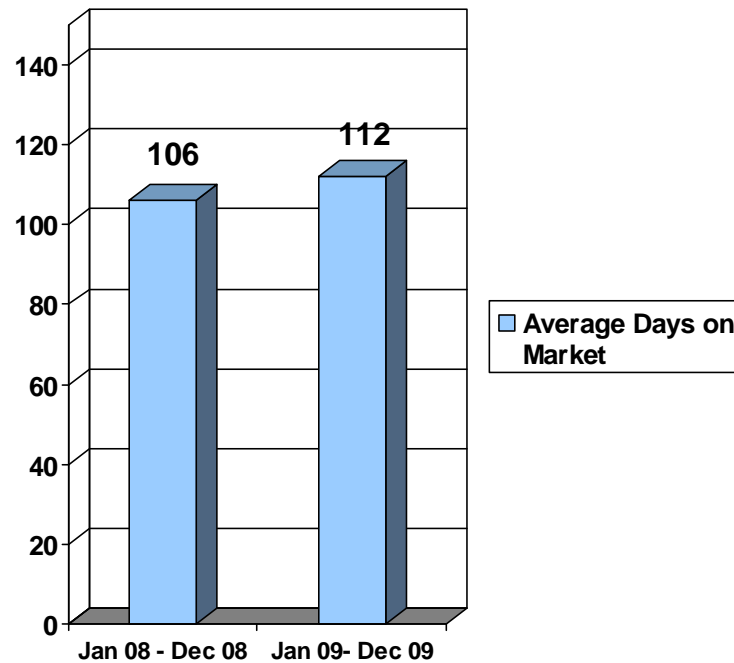


Franklin Co. Average Days on Market

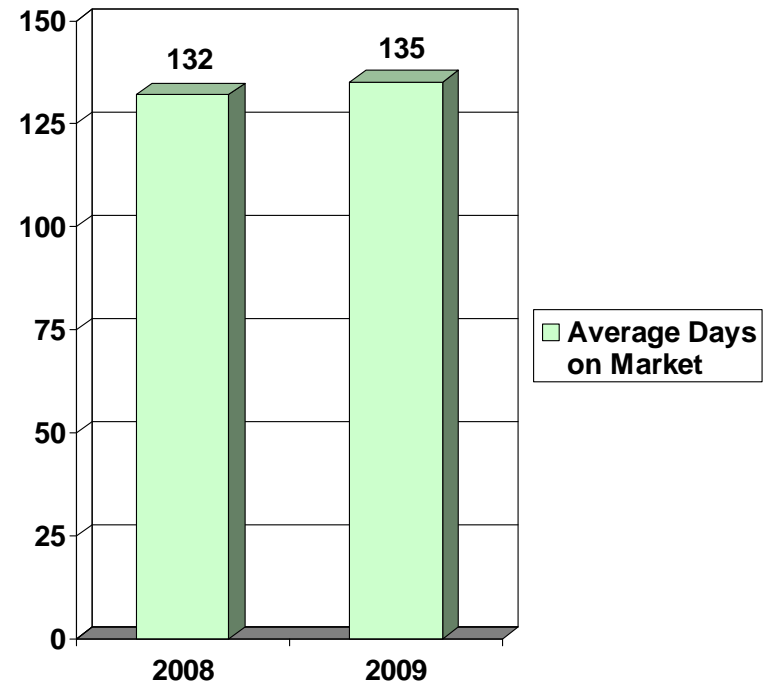


as of Dec. 31, 2009

2008 vs. 2009



Dec. 2008 vs. Dec. 2009



Published by the Lexington-Bluegrass Association of REALTORS®. This data is based exclusively upon LBAR MLS activity in Franklin County.