



Lexington-Bluegrass Association of REALTORS®
2250 Regency Road
Lexington, KY 40503

Lexington-Bluegrass Association of REALTORS® announces \$11.3 million in year-to-date real estate sales for Bourbon County

For release: October 13, 2009

Residential real estate sales by members of the Lexington-Bluegrass Association of REALTORS® (LBAR) positively impacted the Bourbon County economy in 2009 as of September 30 with 81 reported sales totaling \$11,267,911. Sales continue to be a driving force in the Bourbon County economy when considering the multiplier effect on the area of buyers and sellers who purchase appliances, carpet, flooring, landscaping, etc in response to their transaction needs.

Median sales prices rose a staggering 99% in Bourbon County for the year-to-date as of September 30. Average days on market fell 8% in Bourbon County in September 2009 vs. September 2008, and rose only 9% for the year-to-date as of September 30 vs. 2008.

As the region's leading advocate for homeownership, Lexington-Bluegrass Association of REALTORS® understands the value and joy of owning a home. LBAR represents more than 2,300 REALTORS® located in Anderson, Bourbon, Boyle, Clark, Fayette, Franklin, Garrard, Harrison, Jessamine, Madison, Mercer, Montgomery, Scott and Woodford Counties. Visit www.lbar.com or call 859-276-3503 for buying and selling resources and real estate listings. For additional information please contact Elaine Hangis, LBAR executive vice president (859-276-3503 or via e-mail, Elaine@lbar.com).

###



Bourbon County Real Estate Market Activity Report

as of Sept. 30, 2009

Contents

Sales Closed.....	2
Median Sales Price.....	3
Average Days on Market.....	4

Next release: January 2010

Contact: Elaine Hangis, LBAR executive vice president

Phone: 859-276-3503

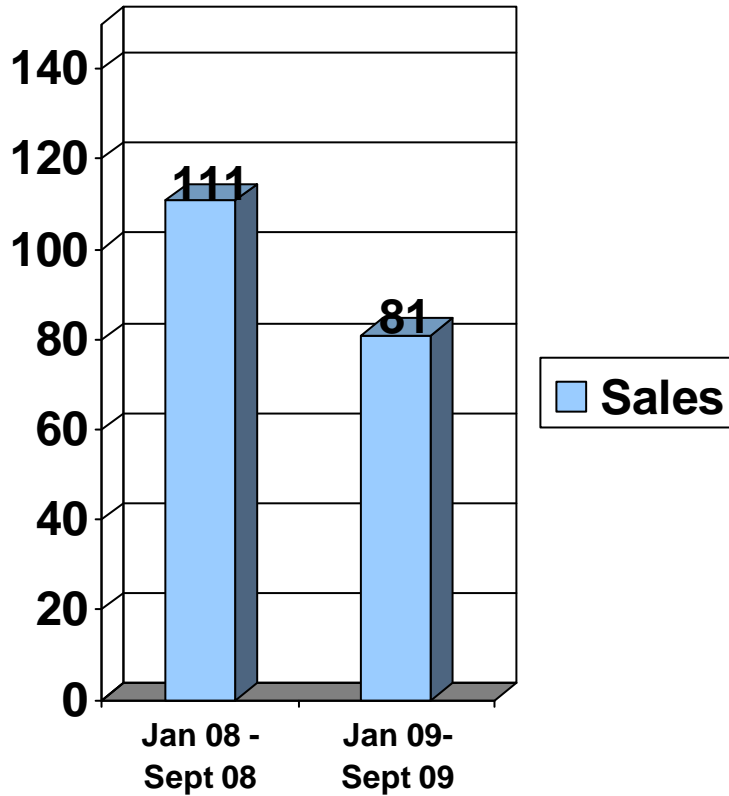
Email: elaine@lbar.com

Bourbon Co. Sales Closed

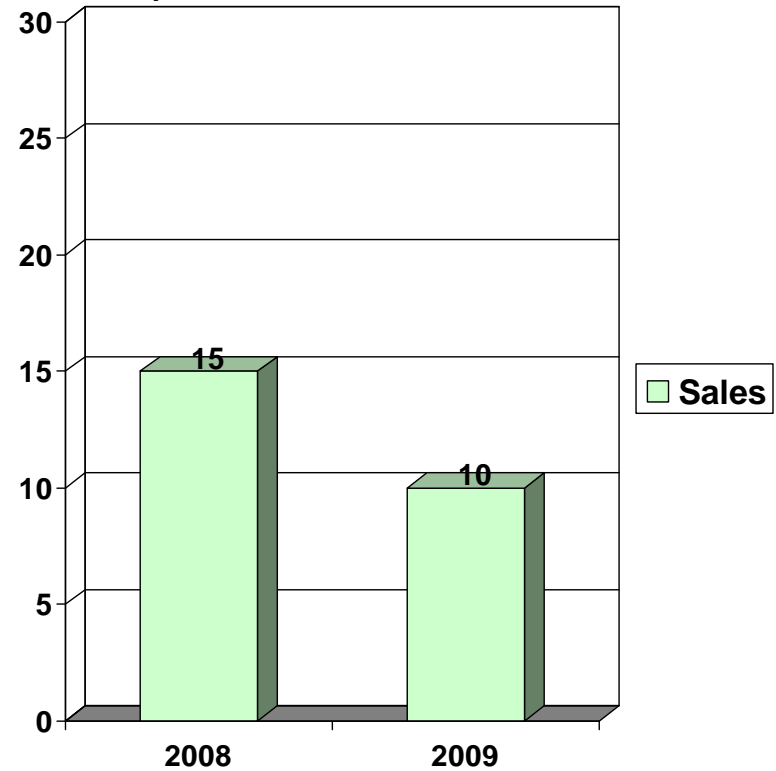


as of Sept. 30, 2009

2008 vs. 2009



September 2008 vs. September 2009

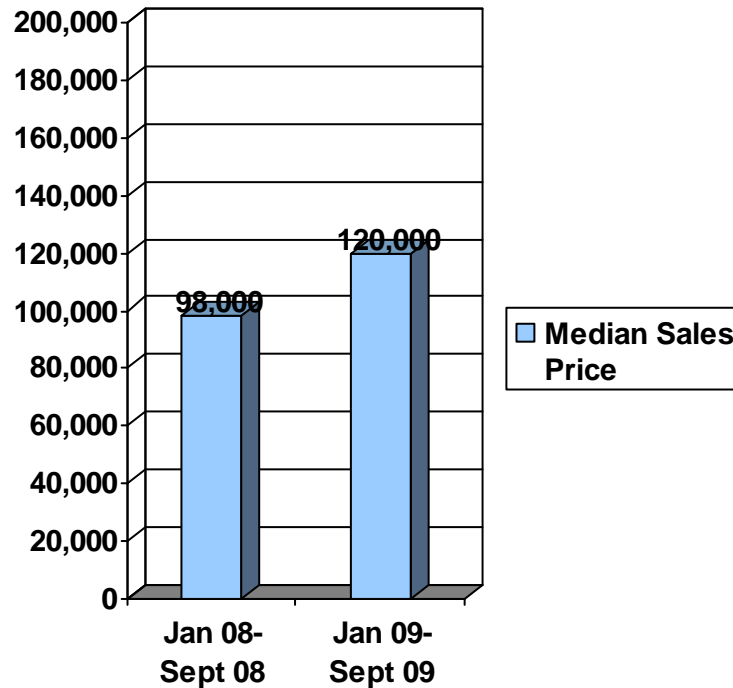


Bourbon Co. Median Sales Price

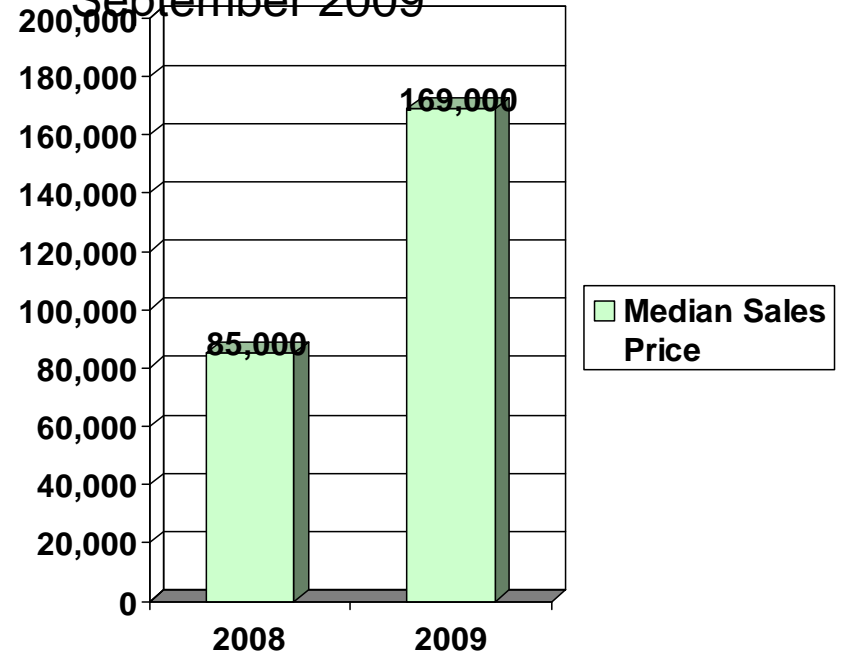


as of Sept. 30, 2009

2008 vs. 2009



September 2008 vs. September 2009

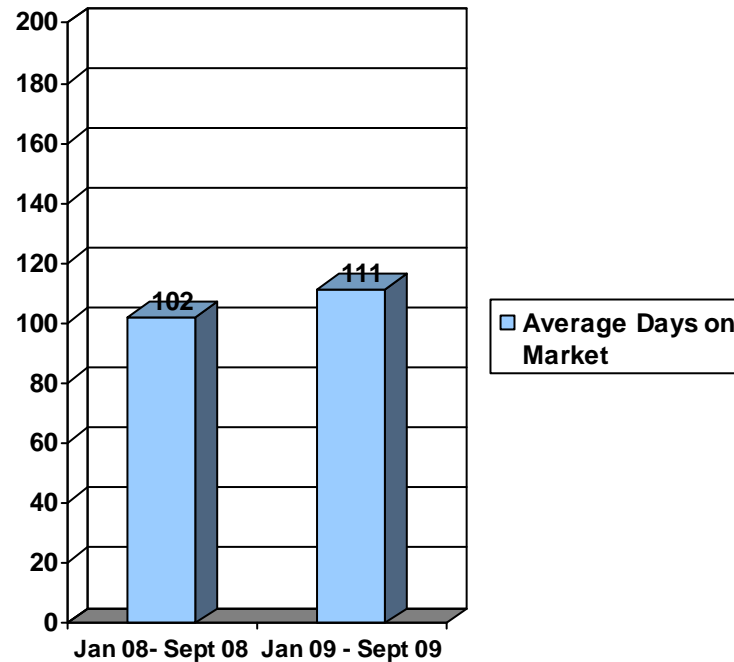


Bourbon Co. Average Days on Market

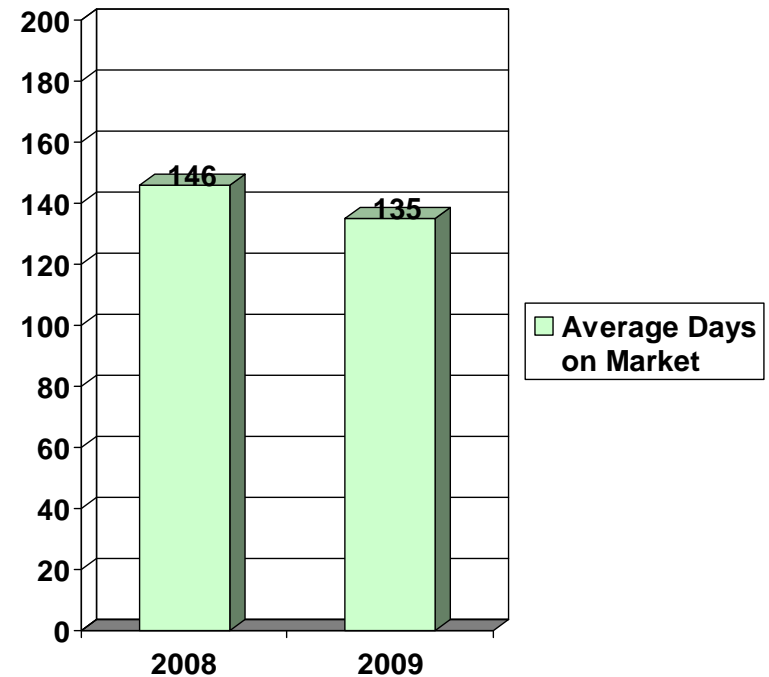
as of Sept. 30, 2009



2008 vs. 2009



September 2008 vs. September 2009



Published by the Lexington-Bluegrass Association of REALTORS®. This data is based exclusively upon LBAR MLS activity in Bourbon County.