



Lexington-Bluegrass Association of REALTORS®  
2250 Regency Road  
Lexington, KY 40503

## **Lexington-Bluegrass Association of REALTORS® announces \$18 million in 2009 real estate sales for Bourbon County**

For release: January 28, 2010

Residential real estate sales by members of the Lexington-Bluegrass Association of REALTORS® (LBAR) positively impacted the Bourbon County economy in 2009 with 132 reported sales totaling \$18,003,731. Sales continue to be a driving force in the Bourbon County economy when considering the multiplier effect on the area of buyers and sellers who purchase appliances, carpet, flooring, landscaping, etc in response to their transaction needs.

Sales closed fell just 3% in 2009 vs. 2008, but increased 88% during December 2009 vs. December 2008. Median sales prices rose a staggering 24% in Bourbon County for the year-to-date as of December 31 vs. 2008. Months of inventory fell 43% from 11.3 to 6.5. This is a positive indicator; a balanced market should contain 5-6 months of inventory.

As the region's leading advocate for homeownership, Lexington-Bluegrass Association of REALTORS® (LBAR) understands the value and joy of owning a home. LBAR represents more than 2,000 REALTORS® located in Anderson, Bourbon, Boyle, Clark, Fayette, Franklin, Garrard, Harrison, Jessamine, Madison, Mercer, Montgomery, Nicholas, Powell, Scott and Woodford Counties. Visit [www.lbar.com](http://www.lbar.com) or call 859-276-3503 for buying and selling resources and real estate listings.

###



# Bourbon County Real Estate Market Activity Report

as of December 31, 2009

## Contents

Sales Closed.....	2
Median Sales Price.....	3
Average Days on Market.....	4

*Next release: January 2010*

*Contact: Elaine Hangis, LBAR executive vice president*

*Phone: 859-276-3503*

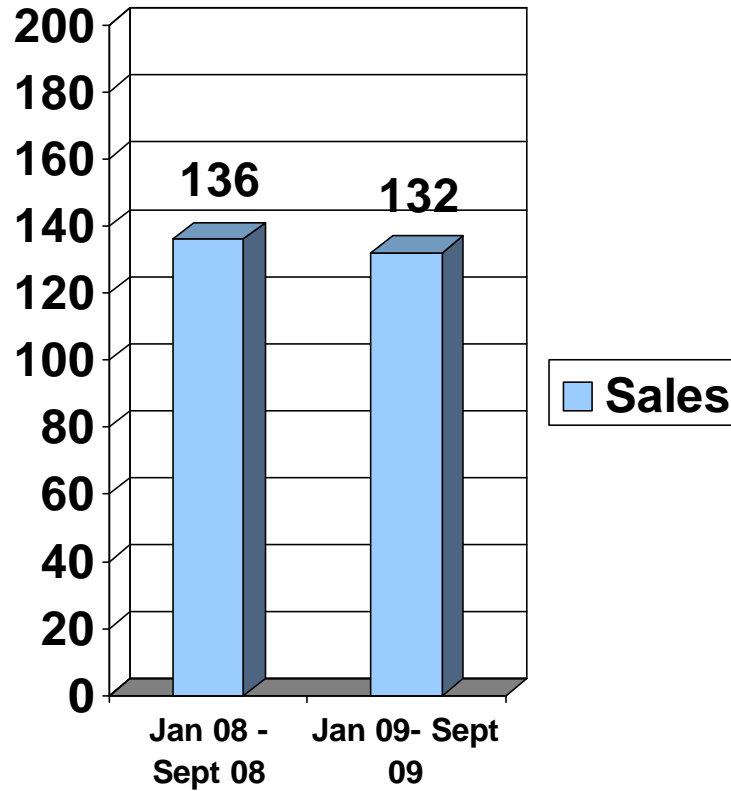
*Email: [elaine@lbar.com](mailto:elaine@lbar.com)*

# Bourbon Co. Sales Closed

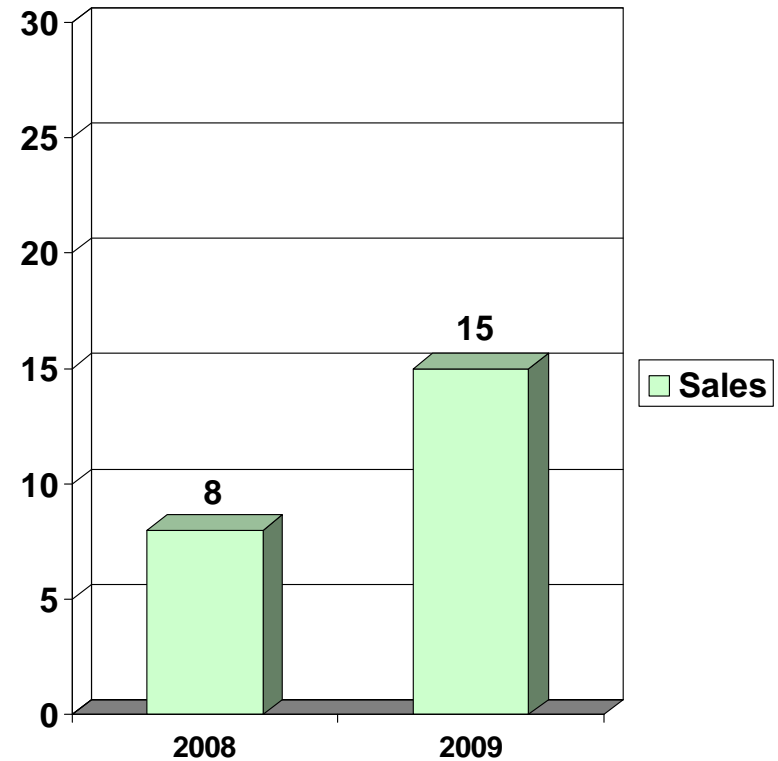


as of December 31, 2009

### 2008 vs. 2009



### Dec. 2008 vs. Dec. 2009



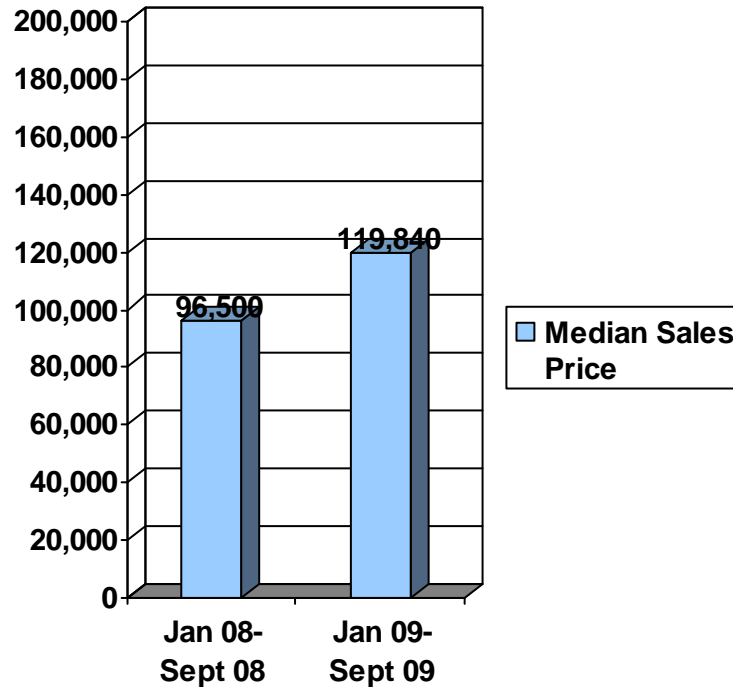
Published by the Lexington-Bluegrass Association of REALTORS®. This data is based exclusively upon LBAR MLS activity in Bourbon County.

# Bourbon Co. Median Sales Price

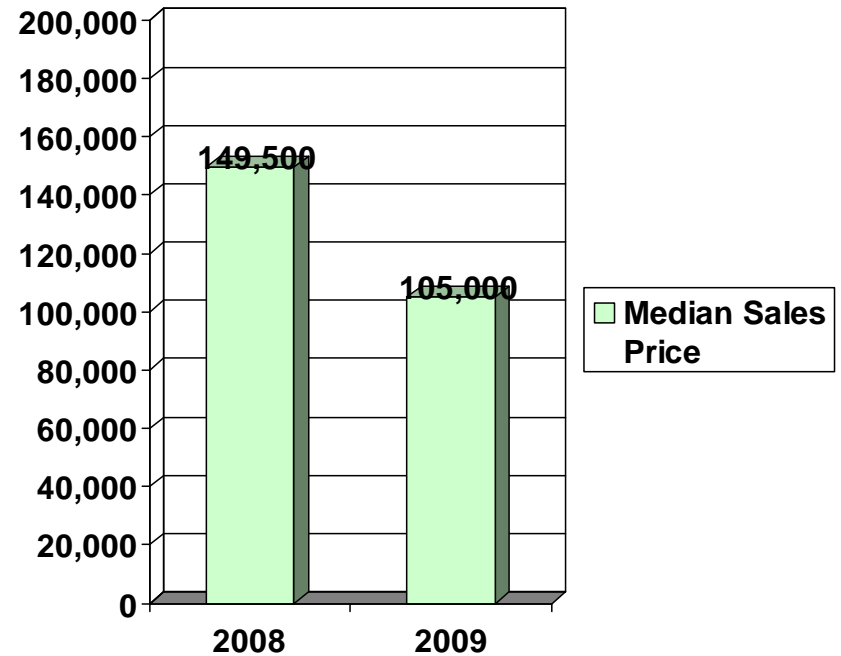


as of December 31, 2009

### 2008 vs. 2009



### Dec. 2008 vs. Dec. 2009

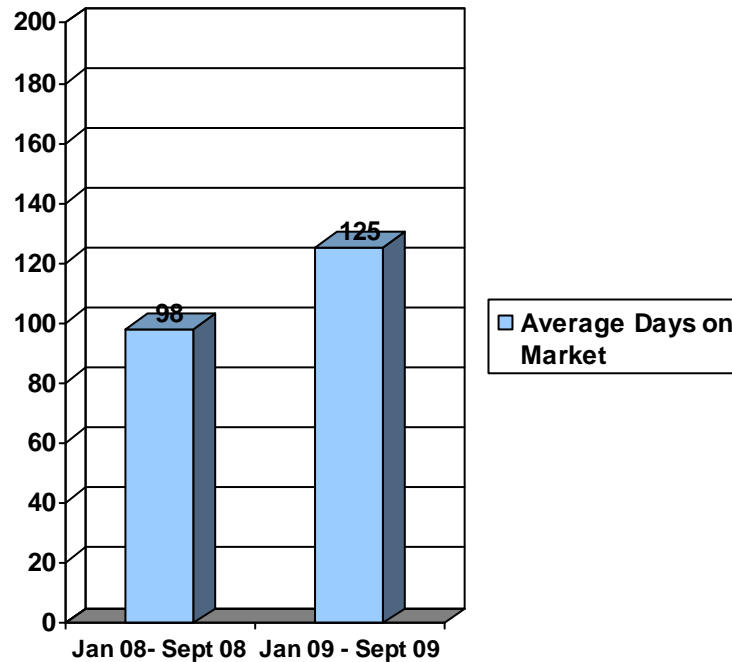


# Bourbon Co. Average Days on Market

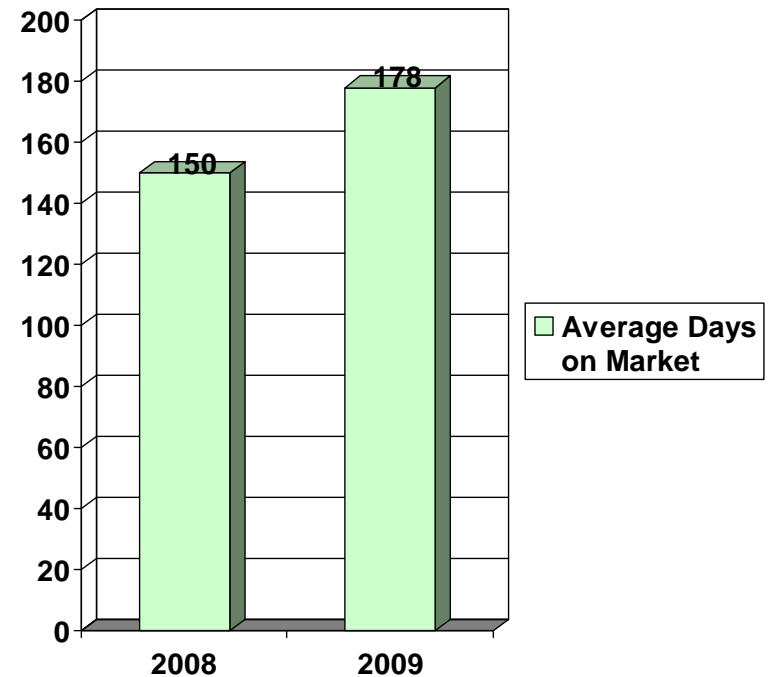
as of December 31, 2009



### 2008 vs. 2009



### Dec. 2008 vs. Dec. 2009



Published by the Lexington-Bluegrass Association of REALTORS®. This data is based exclusively upon LBAR MLS activity in Bourbon County.